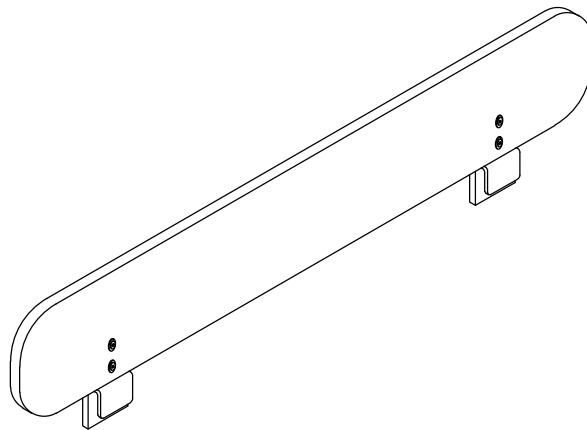


Assembly instructions Safety rail

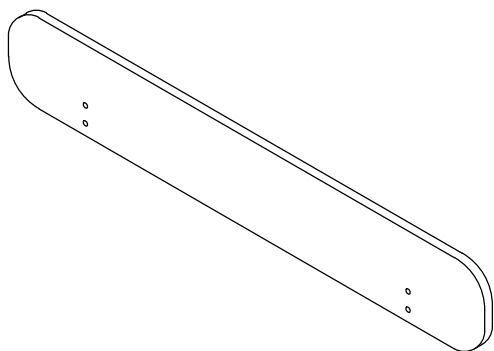


IMPORTANT

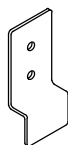
1. PLEASE CHECK THAT ALL PARTS ARE PRESENT BEFORE YOU START THE ASSEMBLY OF YOUR FURNITURE.
2. FOR THE PROTECTION OF YOUR FURNITURE, PLACE ALL PARTS ON A CLEAN AND SMOOTH SURFACE TO PREVENT ANY DAMAGE.
3. PLEASE PERIODICALLY CHECK ALL FITTINGS AND RE-TIGHTEN AS NECESSARY.

PART LIST

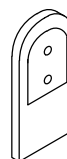
(1) x 1pc



(2) x 2pcs

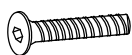


(3) x 2pcs



HARDWARE LIST

(A) Bolt M8 x 45mm x 4pcs



(B) Allen Key M5 x 1pc



(C) Flat Washer Ø8 x 22mm
x 4pcs



STEP 1

